



May 19 Update

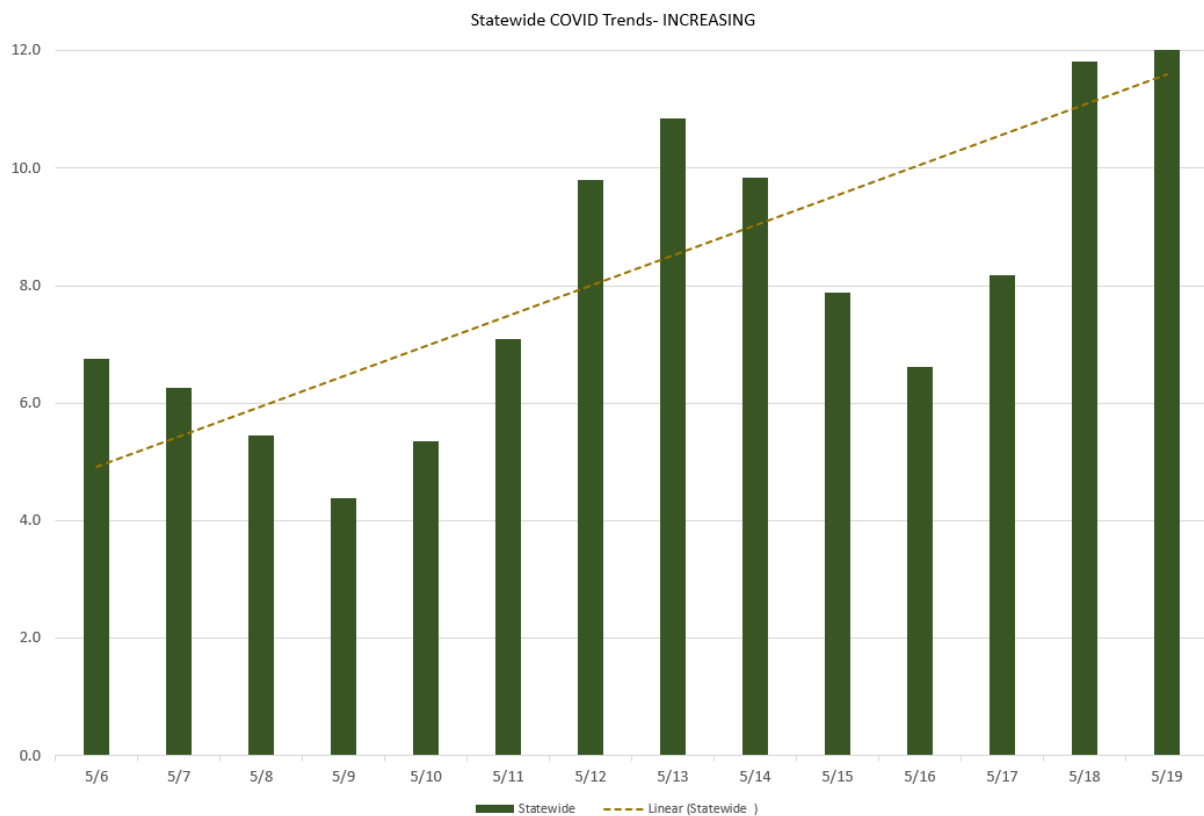
# Snapshot

The Public Affairs Research Council of Louisiana

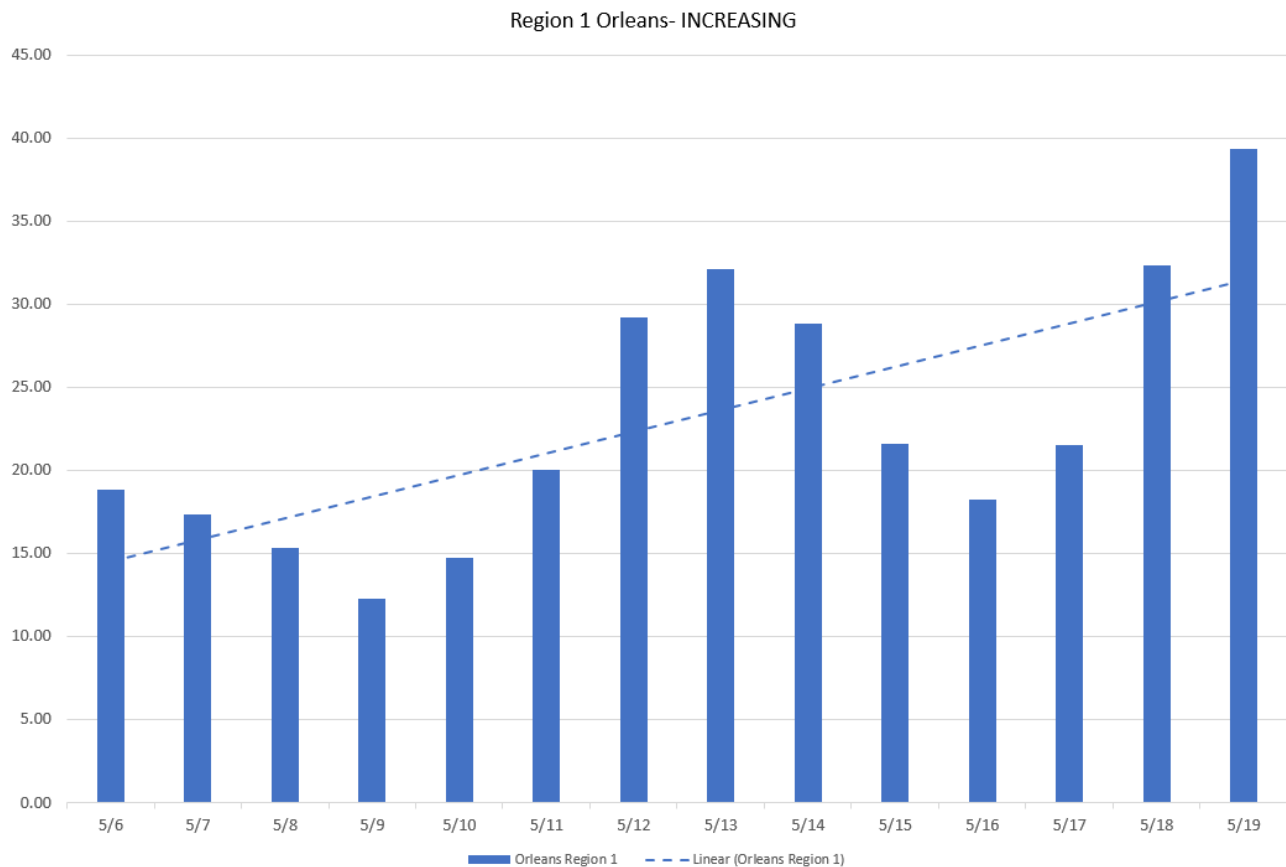
## COVID-19 Update

*Cases and Percent Positivity Increasing  
Hospitalizations Above 100  
788 New Confirmed Cases | 7 New Confirmed Deaths*

To access PAR's COVID-19 Portal  
Visit our website: [Here](#)



**Statewide cases have increased for two consecutive weeks.**



**The Orleans region had the largest increase in cases.**

Key metrics show early signs of a potential new surge. The Louisiana Department of Health reported 788 confirmed cases on May 19 with a three-day average of 704, and the number of patients in hospitals with COVID has increased throughout May. Daily confirmed COVID-19 case numbers have considerably increased since the beginning of the month when cases reported were 132. Daily case count may be understated because at-home tests are typically not reported.

Though still low overall, the number of people dying from COVID-19 also has grown: 7 confirmed deaths were reported on May 19. Hospitalizations and deaths tend to lag behind spikes in cases. They also serve as a steadier metric than case count, as they aren't dependent on the amount of COVID tests conducted.

The graphs in this report show the number of new cases per 100,000 residents over a 14-day period, which is a method used by the state. By calculating the cases according to population in this way, the results from region to region are easier to compare to determine the severity of the outbreak.

Region	14 Day Look-Back (3 Day Average)		
	5/17/2022	5/18/2022	5/19/2022
Orleans	▲	▲	▲
Capital	—	▲	▲
Bayou	▲	▲	▲
Lafayette	▲	▲	▲
Lake Charles	—	—	▲
Central	—	—	—
Shreveport	▲	▲	▲
Monroe	—	—	—
Northshore	▲	▲	▲
Statewide	▲	▲	▲



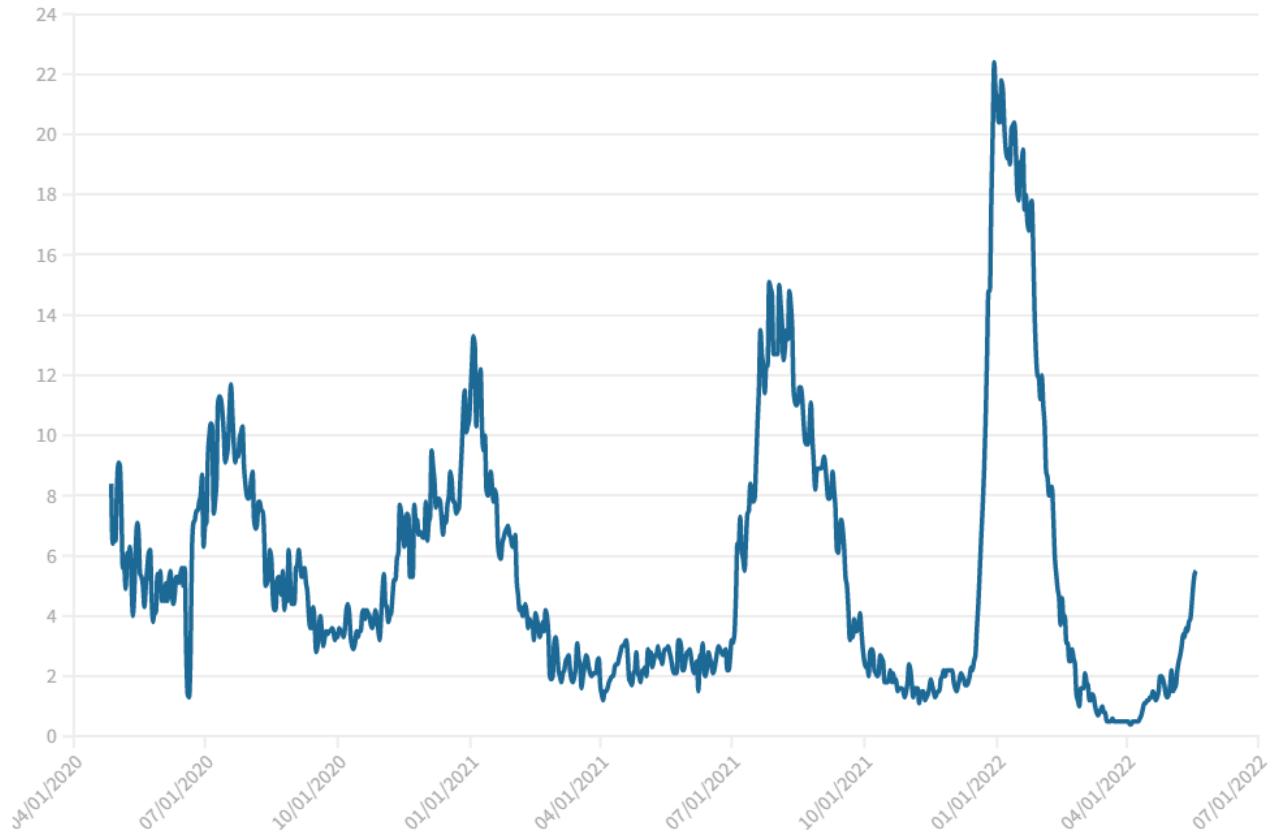
PAR reports every region as increasing except for Central and Monroe, which are at a plateau.

PAR uses an average of new cases over a three-day period to smooth out irregularities that could be related to reporting inconsistencies (LDH also uses multiple-day averaging). Then, a statistically derived trendline – in the form of a straight line – is fitted to the data to gauge whether cases are increasing, decreasing or have reached a plateau, according to the CDC definition for each.

## Three-Day Positivity Rate Above Five Percent

There were 15,377 reported molecular tests, resulting in a 3-day positivity rate of 5.5%. For comparison, the average three-day positivity rate from May 1-18 was 3.1%. Prior to May 7, the rate maintained a steady range but the percentage has increased daily since then. Statewide trendline continues to increase, marking two straight weeks of increasing statewide trends.

### 3-Day Positivity Rate

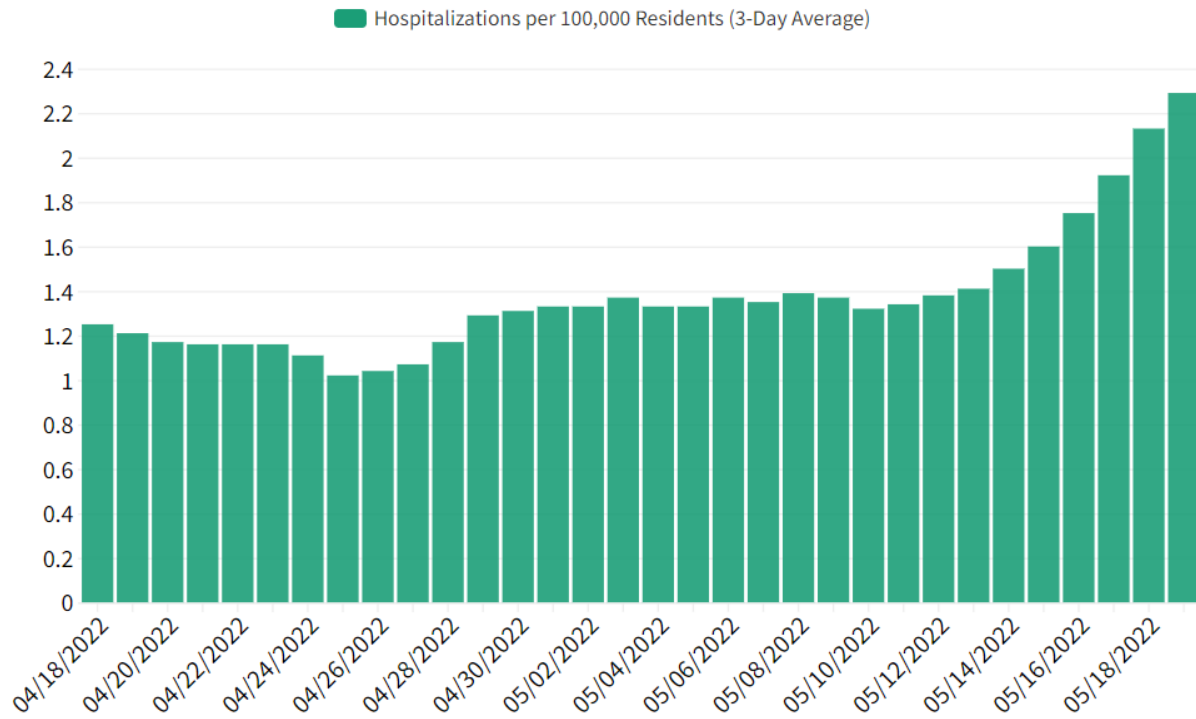


The three-day average positivity rate has more than tripled since the beginning of May and is now above the 5% threshold, which could indicate that there is a greater share of cases in the community than is being reported.

## Hospitalizations Have Surpassed 100

Hospitalizations have increased by 88.5% since early May. There were 61 people hospitalized with COVID on May 1. On May 19, LDH reported 115 patients. As of May 19, about 2 people per 100,000 are hospitalized with COVID, yet despite the increase in hospitalizations, ventilator usage remains low: there were 6 people on ventilators as of May 19.

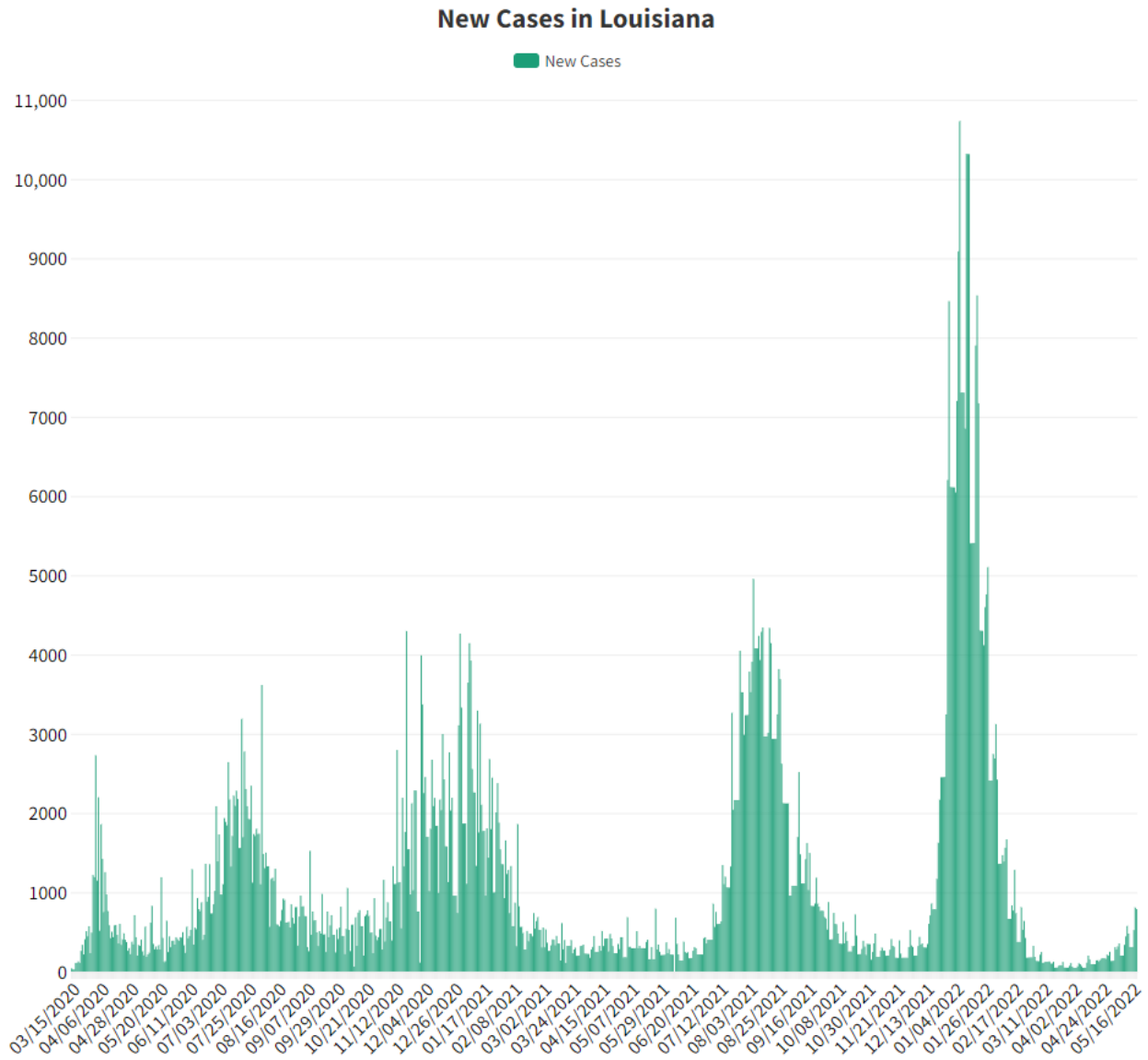
### COVID-19 Hospitalizations in Louisiana



These figures are based only on known cases. Some studies indicate that the number of people who have carried COVID-19 is far greater than the number who have taken the test and shown a positive result. An unknown, but potentially large, number of people have been infected but are asymptomatic and have not been tested. Others have taken at-home tests, and their positive results haven't necessarily been reported to the state.

## May Lookback

By comparing May's case numbers to the historic data, we can put the data in context and look at the signs of a potential incoming surge.



As shown in the graph above, the number of new cases in Louisiana has risen recently, beginning earlier this month. The number of cases reported on May 19 is about six times the number reported on May 1.

*Special thanks to the Union Pacific Foundation for supporting PAR's Louisiana Recovery Project.*

Public Affairs Research Council of Louisiana | For more information please contact:  
Dr. Steven Procopio, President, 225-926-8414 ext. 221 [steven@parlouisiana.org](mailto:steven@parlouisiana.org)